



CLINICAL SAMPLE PREPARATION

Distributed by:

CliniSciences Group



Biocomma Limited Huizhou Production Base



Biocomma Limited Shenzhen
Production Base



Distributed by
CliniSciences Group


Company Profile

Biocomma's mission is providing innovative consumables and comprehensive solutions based on innovations of materials to global clients in sciences and healthcare fields.

Since Biocomma established in 2006, we continue to increase R&D and engineering investment to build a technical innovation and industrialization platform which focus on polymer filtration materials, adsorption materials, and diagnostic membrane materials. Also, technical breakthrough has been realized in related materials

Biocomma's accumulation of years of consumable categories covers the collection, transportation, filtration, separation, purification, preservation, culture, etc. In addition, we also lay out respiratory care and disposable sterile medical consumables. Our products can be widely applied to scientific research, analysis and testing, drug research and development, in vitro diagnosis, medical rehabilitation and other fields.

After years of growth and development, Biocomma's products have been widely recognized by the market. Now we have become an important supplier of laboratory filters, gene synthesis tools, sample collection and other consumable products. We established close cooperation with dozens of industry leaders worldwide, and our business covers more than 50 countries and regions.



Distributed by:

CliniSciences Group

CONTENTS

PART 1 Sample Collection & Preservation 05

Swabs 06

Disposable Sterile Flocked Swabs 07

Monkeypox Virus Collection & Transport Swab 08

Transport and Preservation Medium 09

Virus Transport Medium 10

Cervical Sampling Kits 11

Environmental Sampling Kit 11

Transport Media for Microbiology 12

Saliva Collection Kits 14

Saliva Collector 15

Cell Culture 16

Cell Culture Medium 17

Biological Buffers 18

Gram Stain 19

Cell Preservation Medium 20

Cervical Cell Preservation Solution 21

Exfoliated Buccal Cell Preservation Solution 22

Sample Collection Cards 23

Newborn Screening Diagnosis Collection Card 24

903 DNA Color Sample Collection Card 25

Direct-to-Consumer Genetic Testing 26

Consumables 27

PART 2 Nucleic Acid Purification 28

Virus DNA/RNA Extraction Kit 29

Selection Guide for Nucleic Acid Purification Kits 30

Nucleic Acid Purification Spin Columns 31

Cleaning Solution 32

PART 3 Automated Instruments 33

M32 Nucleic Acid Extraction System 34

M48 Nucleic Acid Extraction System 34

M96 Nucleic Acid Extraction System 34

DC48 Automated Sample Preparation System 35

BCM2500 Multifunctional Vortex Mixer 35

BCS901 Heat Sealer 36

CF14 High Speed Refrigerated Centrifuge 36

DC10 Automated Screw Cap Capper/Decapper 36

PART 4 Molecular Diagnostic Consumables 37

PCR Tube/Plate 38

96-Well Deep Well Plates 39

8/96 Tip Combs 39

Magnetic Beads 39

Silica Membrane 39

Cryogenic Tubes 40

Disposable Nitrile Gloves 41

Distributed by:

CliniSciences Group

A collection of newborn screening supplies arranged in a circular pattern. At the top are seven white swabs with grey tips. To the right are five Biorad vials with red caps, labeled 'Transport and Preservation Medium'. Below these are three more vials with blue and orange caps. On the left are three white plastic collection devices and one blue one. At the bottom are two collection cards: a 'Neonatal Screening Card' with a green header and a 'DNA Preservation Card' with a white header. The cards contain fields for collector name, date, time, mother's name, hospital number, and test items. The entire set is displayed against a white background with a blue geometric shape in the top right corner.

Distributed by:
CliniSciences Group

Swabs

CE 0413 ISO MHRA FDA



Distributed by:

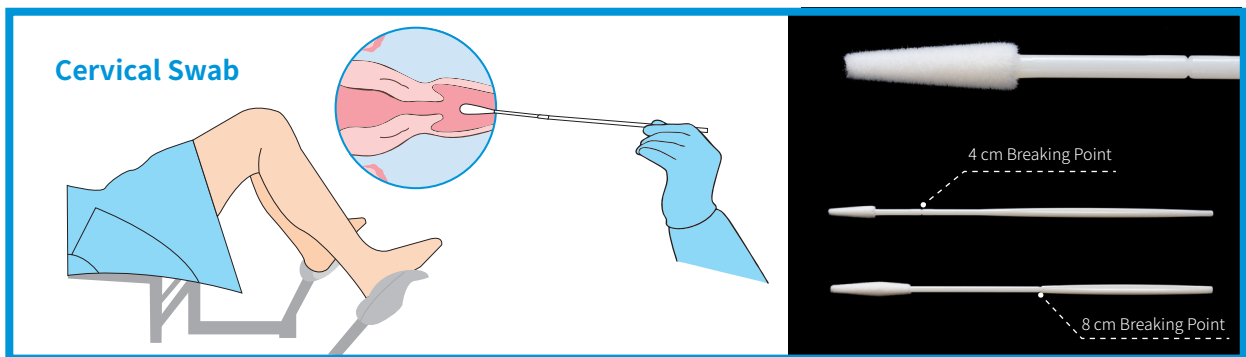
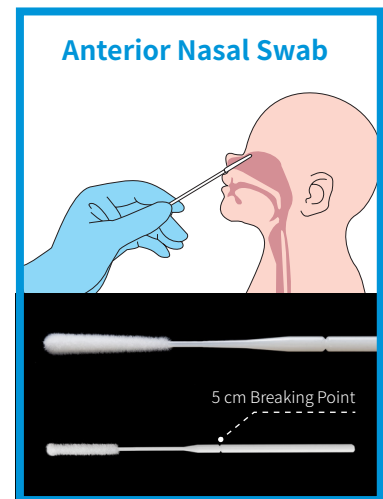
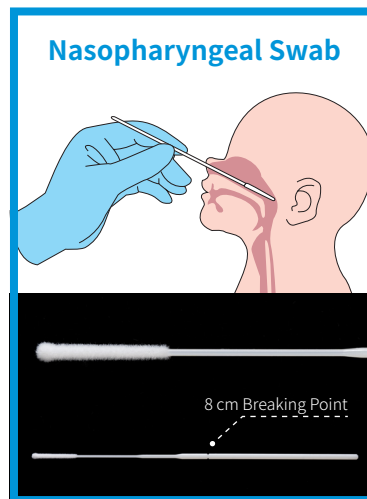
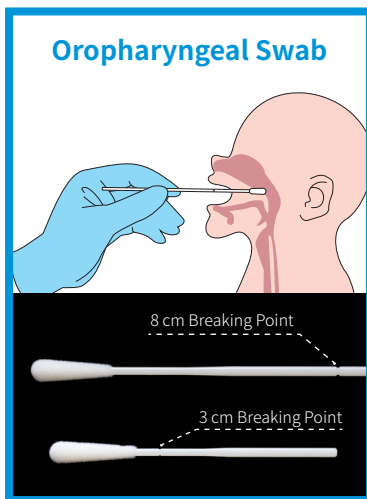
CliniSciences Group

Disposable Sterile Flocked Swabs

Comparing to traditional fiber swabs, advanced nylon flocked swabs have significantly better adsorption and release capacity which affect the sample yield and sensitivity of the diagnostic assays.

Features

- CE 0413 Certification
- Individual Sterile pack
- Release more than 95% of collected sample
- Multiple choices of length, breaking points, and tip shapes



Ordering Information

Cat. #	Description	Qty.
SW01E	Nasopharyngeal Swab (Break point at 8 cm)	50 Pcs/Bag
SW09E	Nasopharyngeal Swab (Break point at 8 cm)	100 Pcs/Bag
SW11E	Oropharyngeal Swab (Break point at 3 cm)	50 Pcs/Bag
SW13E	Oropharyngeal Swab (Break point at 8 cm)	100 Pcs/Bag
SW24E	Nasopharyngeal Swab (Break point at 3 cm)	100 Pcs/Bag
SW25E	Anterior Nasal Swab (Break point at 4.8 cm)	100 Pcs/Bag
SW27E	Anterior Nasal Swab (No Break point)	100 Pcs/Bag
SW31E	Cervical Swab (Break point at 4 cm)	100 Pcs/Bag

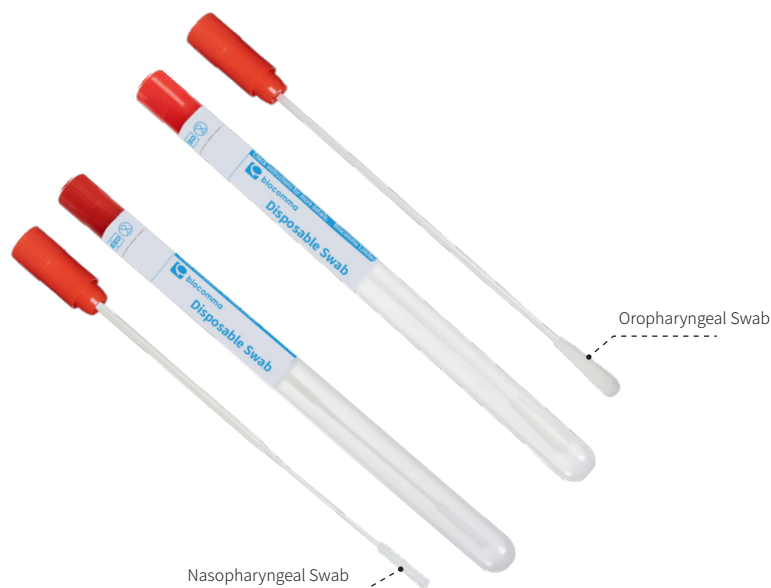
Distributed by:

CliniSciences Group

Monkeypox Virus Collection & Transport Swab

Features

- High collection volume
- High release rate
- No cytotoxicity
- No fluorescence



Ordering Information

Cat. #	Description	Qty.
SW50E	Monkeypox Virus Collection & Transport Oropharyngeal Swab	100 Pcs/Bag
SW51E	Monkeypox Virus Collection & Transport Nasopharyngeal Swab	100 Pcs/Bag



Distributed by:

-08- **CliniSciences Group**

Transport and Preservation Medium

biocomma® Transport and Preservation Medium is intended to collect and transfer 2019-nCoV, virus, chlamydia, mycoplasma and ureaplasma specimens.



Distributed by:

CliniSciences Group

Virus Transport Medium

Non-inactivated VTM is suitable for virus cultivation, molecular biology test and immunology test.

Ordering Information:

Cat.#	Description	Qty.
YVJ-TE2	1*Non-inactivated virus sampling tube(10 mL), containing 3 mL preservation medium, 1* sterile nasopharyngeal swab (CE 0413)	50 Pcs/Box
YVJ-TE4	1*Non-inactivated virus sampling tube(10 mL), containing 3 mL preservation medium, 1* sterile nasopharyngeal swab (CE 0413), 1* sterile oropharyngeal swab (CE 0413)	50 Pcs/Box



Inactivated VTM can inactivate virus efficiently and avoid the risk of aerosol infection of molecular biology test.

Ordering Information:

Cat.#	Description	Qty.
YMJ-TE2	1*inactivated virus sampling tube(10 mL), containing 3 mL preservation medium, 1* sterile nasopharyngeal swab (CE 0413)	50 Pcs/Box
YMJ-TE4	1*inactivated virus sampling tube(10 mL), containing 3 mL preservation medium, 1* sterile nasopharyngeal swab (CE 0413), 1* sterile oropharyngeal swab (CE 0413)	50 Pcs/Box



YMJ-TE11 can be used directly for PCR and RT-PCR experiments without the subsequent need for nucleic acid extraction.

Ordering Information:

Cat.#	Description	Qty.
YMJ-TE11	1*inactivated virus sampling tube(5 mL), containing 1 mL direct to PCR medium, 1* sterile nasopharyngeal swab (CE 0413)	50 Pcs/Box



Distributed by:

CliniSciences Group

Cervical Sampling Kits

Features:

Reliable Quality: The cervical swab is registered and certified under NMPA class II.

Stability: The cell preservation solution could inactivate DNase immediately to prevent DNA degradation.

Efficiency: Preserve and Transport under room temperature.

Easy: Pre-packed nucleic acid extraction kits, work with Biocomma® nucleic acid extraction system to realize automatic extraction.

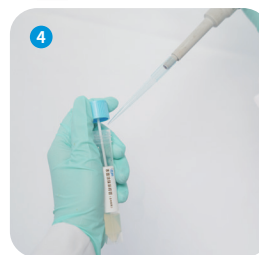


Ordering Information:

Cat.#	Description	Qty.
CPS01	Disposable Sterile Sampling Swab kit for the collection of exfoliated cervical cells	50 Sets/Box
BNP028-2E	HPV DNA Extraction Kit (MB32, include magnetic Bar Cover)	32 Preps/Kit
BNP028-3E	HPV DNA Extraction Kit (MB96, include magnetic Bar Cover)	96 Preps/Kit
BNP028-5E	HPV DNA Extraction Kit (MB48, include magnetic Bar Cover)	48 Preps/Kit
BNP028-2EN	HPV DNA Extraction Kit (MB32, no magnetic Bar Cover)	32 Preps/Kit
BNP028-3EN	HPV DNA Extraction Kit (MB96, no magnetic Bar Cover)	96 Preps/Kit
BNP028-5EN	HPV DNA Extraction Kit (MB48, no magnetic Bar Cover)	48 Preps/Kit
BNP028-1E	HPV DNA Extraction Kit, manual magnetic beads method	50 Preps/Kit
MNP028-1E	HPV DNA Extraction Kit, spin columns method	50 Preps/Kit

Environmental Sampling Kit

Used in sampling at public health area, hospitals, cosmetics industry, food industry equipment surface, operating bench surface, operators' hands containing antiseptic and disinfectant surface. Evaluate the content of pathogenic microorganisms in the environment through bacteria or virus culture.



Ordering Information:

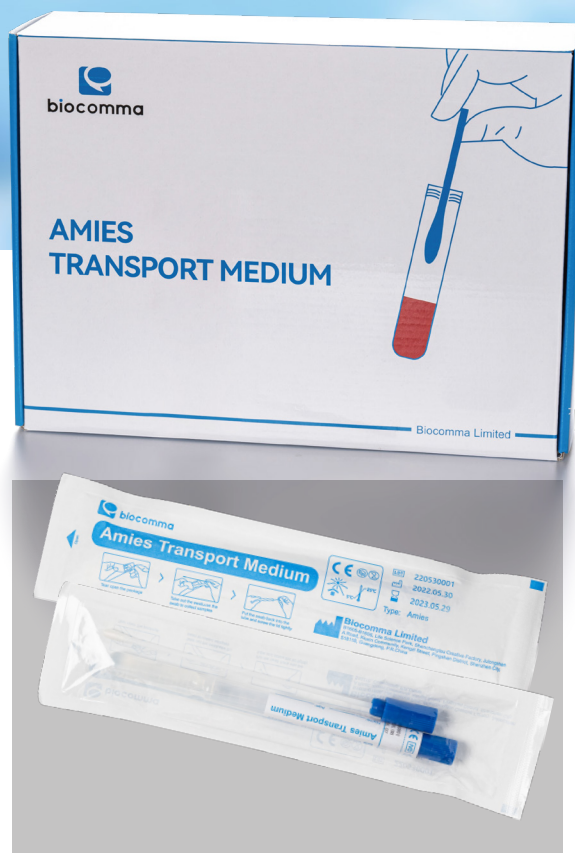
Cat.#	Description	Qty.
CY001E	10mL tube with 3mL preservation medium, 1* sampling swab	50 Pcs/Box
CY002E	10mL tube with 3mL preservation medium (containing neutralizer), 1* sampling swab	50 Pcs/Box

Distributed by:

CliniSciences Group

Transport Media for Microbiology

The proper collection, transportation and preservation of clinical samples are the key to successful microbial isolation and culture. The correct culture of pathogenic bacteria is closely related to the accuracy and positive rate. The influencing factors before analysis are important parts of quality control of microbiological testing.



Specialized Sterile Nylon Swabs

Improve the success rate of microbial culture



Culture Medium

Infiltrate the sample to protect the microorganisms in the sample

Directions








AGAR GEL TRANSPORT SWABS

NO BUBBLES - NO TROUBLES!

Features

- Individual sealed pouch of each sampling set (Irradiation Sterilization)
- Integration of collection, transportation, and preservation, easy to operate
- Specialized medium formula has better preservation effect of special pathogens
- Widely applied to clinical specimens such as oral cavity, otolaryngology, intestinal tract, genitourinary organs, wound, feces, etc.
- Activated charcoal reduces toxins expelled by bacteria and increases the survival and diversity of microorganisms in the sample. The application is consistent with corresponding medium.

Ordering Information:

	Cat. #	Description	Application	Qty.
	TM01E	Amies Transport Medium	General bacterial samples such as neisseria, pneumococcus, synechococcus, diphtheriae, salmonella, shigella, etc.	50 Sets/Box
	TM02E	Amies Transport Medium with charcoal		50 Sets/Box
	TM03E	Stuart Transport Medium	Neisseria, pneumococcus, salmonella, etc.	50 Sets/Box
	TM04E	Stuart Transport Medium with charcoal		50 Sets/Box
	TM06E	Cary-Blair Transport Medium (preserved up to 72 hours)	Campylobacter jejuni, cholera, salmonella, shigella, etc.	50 Sets/Box

Distributed by:

CliniSciences Group

Saliva Collection Kits



Distributed by:

-14- **CliniSciences Group**

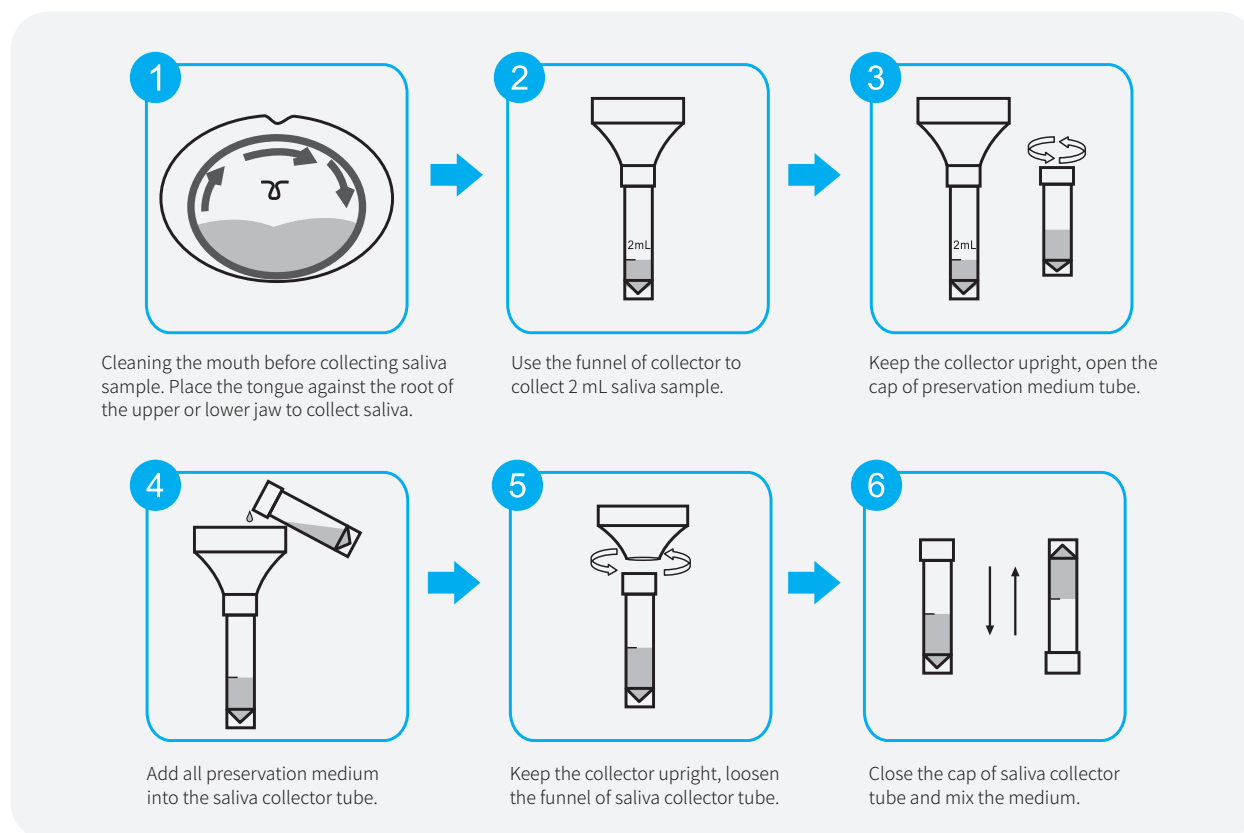
Saliva Collector

biocomma® Saliva Collector collect the oral saliva sample through collection tube. The uniform mixing of the collected saliva with saliva preservation solution could ensure the integrity of DNA/RNA.



Ordering Information:


Cat.#	Description	Qty.
SC01B	Saliva collector, include 1*funnel,1* 5mL tube(with cap)	25 Pcs/Box
SC08B	Saliva collector, include 1*funnel,1* 10mL tube(with cap)	25 Pcs/Box
SC11B	Saliva collector, include 1*funnel with 5mL tube, 1*5mL tube with 2mL inactivated medium	25 Pcs/Box
SC18B	Saliva collector, include 1*funnel with 10mL tube, 1*5mL tube with 2mL inactivated medium	25 Pcs/Box
SC11BV	Saliva collector, include 1*funnel with 5mL tube, 1*5mL tube with 2mL Non-inactivated medium	25 Pcs/Box
SC18BV	Saliva collector, include 1*funnel with 10mL tube, 1*5mL tube with 2mL Non-inactivated medium	25 Pcs/Box
SC20B	Saliva Collection Kit (sterile salt water), contains 2mL inactivated preservation medium	25 Sets/Box
SC20BV	Saliva Collection Kit (sterile salt water), contains 2mL non-inactivated preservation medium	25 Sets/Box



Distributed by:

CliniSciences Group

Cell Culture



Distributed by:

-16 **CliniSciences Group**

Cell Culture Medium

biocomma® Cell Culture Medium contains amino acids, carbohydrates, vitamins, inorganic salt ions and other nutrients required for best cell growth state. The complete product range is suitable for the in vitro culture of various suspension and adherent mammalian cells, which is a standard medium for cell culture experiments.

Features

Stable: All raw materials are strictly screened, one-time bulk purchase.

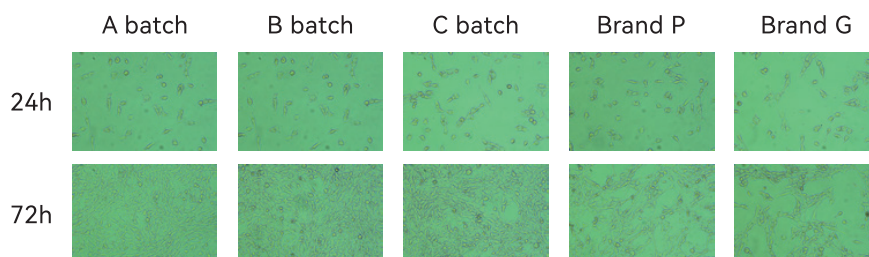
Convenient: Ready to use.

Quality Control: Each batch undergoes strict quality inspection to achieve traceability.

Professional: Years of R&D and production experience, ISO9001 certified and GMP standard.



Comparison between different batches of Biocomma DMEM/F-12 medium and competitors' medium in culturing TM4 cells:



Ordering Information:

Cat.#	Description	Qty.
CM-RPM-E	RPMI 1640 Medium (1X)	500 mL
CM-RPM-E1	RPMI 1640 Medium (1X)	10x500 mL
CM-DMH-E	DMEM, High Glucose (1X)	500 mL
CM-DMH-E1	DMEM, High Glucose (1X)	10x500 mL
CM-DMF-E	DMEM/F-12 (1:1) (1X)	500 mL
CM-DMF-E1	DMEM/F-12 (1:1) (1X)	10x500 mL
CM-MEM-E	MEM (1X)	500 mL
CM-MEM-E1	MEM (1X)	10x500 mL

Distributed by:

CliniSciences Group

Biological Buffers

biocomma® Biological Buffers have a complete range and accurate quantification, which are ideal reagent for standard biological experiments. The biological buffers can be applied to cell culture, immunohistochemistry (IHC), Western Blot, enzyme-linked immunosorbent assay (ELISA), in situ hybridization, immunodetection washing solutions, antibody dilutions, and molecular cloning fields.

Features

Convenience: Ready-to-use, no configuration required, sterilized by 0.1 µm filtration

Professional: Professional production technology, completely mixed, GMP standard, traceable throughout the process

Reproducibility: Small batch-to-batch variation

Stable: Provide solution stability



Ordering Information:

Category	Cat.#	Description	Qty.
PBS	PBS-C500	PBS Buffer, pH 7.4, 1×	500mL
	PBS-C510	PBS Buffer, pH 7.4, 10×	500mL
	PBS-C520	PBS Buffer, pH 7.4, 20×	500mL
PBST	PBST-500	PBS Tween-20 Buffer, 1×	500mL
	PBST-510	PBS Tween-20 Buffer, 10×	500mL
DPBS	DPBS-500	DPBS Buffer, no calcium, no magnesium, 1×	500mL
	DPBS-500-CM	DPBS Buffer, calcium, magnesium, 1×	500mL
TBS	TBS-500	TBS Buffer, 1×	500mL
	TBS-510	TBS Buffer, 10×	500mL
	TBS-520	TBS Buffer, 20×	500mL
TBST	TBST-500	TBS Tween-20 Buffer, 1×	500mL
	TBST-510	TBS Tween-20 Buffer, 10×	500mL
	TBST-520	TBS Tween-20 Buffer, 20×	500mL
TG	TG-500	Tris-Glycine Buffer, 1×	500mL
	TG-510	Tris-Glycine Buffer, 10×	500mL
	TG-520	Tris-Glycine Buffer, 20×	500mL
TE	TE-500	Tris-EDTA Buffer, 1×	500mL
	TE-510	Tris-EDTA Buffer, 10×	500mL
	TE-520	Tris-EDTA Buffer, 20×	500mL
TGS	TGS-500	Tris-Glycine SDS Buffer, 1×	500mL
	TGS-510	Tris-Glycine SDS Buffer, 10×	500mL
	TGS-520	Tris-Glycine SDS Buffer, 20×	500mL
WTB	WTB-500	Western Transfer Buffer, 1×	500mL
	WTB-510	Western Transfer Buffer, 10×	500mL
	WTB-520	Western Transfer Buffer, 20×	500mL

Distributed by:

-18- **CliniSciences Group**

Gram Stain

Application

Stain microorganisms by differential gram methods

Components

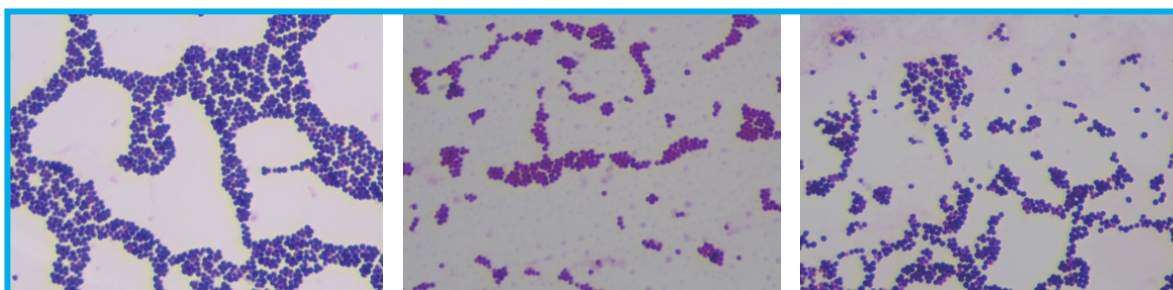
Crystal Violet, Iodine Solution, Decolorizer and Safranin Solution

Features

- Obvious contrast between Gram positive and negative
- The bottles prevent diffusion of iodine in the bottle



Results



Staphylococcus Aureus

Escherichia Coli

Staphylococcus Aureus

Ordering Information:

Cat.#	Description	Qty.
GS01E	Gram Stain Kit: Crystal Violet, Iodine Solution, Decolorizer and Safranin Solution	4 X 20 mL/box
GS02E	Gram Stain Kit: Crystal Violet, Iodine Solution, Decolorizer and Safranin Solution	4 X 50 mL/box

Distributed by:

CliniSciences Group



Cell Preservation Medium

Distributed by:

CliniSciences Group

Cervical Cell Preservation Solution

Cervical Cell Preservation Solution can decompose mucus and red blood cells, but preserve the shape, structure and quantity of cells. The effective cells was deposited in the bottom of preservation solution. The background of slice production is clear with rich cell composition. The samples can be preserved for 4 weeks at room temperature.

Application

For preservation and transportation of cervical cells.

Features

- Instant DNase inactivation, preventing nucleic acid degradation.
- Cell morphology could be maintained for a long time, and survival rate is as high as over 90% after 30 days at room temperature.
- No need cryopreservation and dry ice for transportation, convenient field sampling and air shipment.

Process

1. Use disposable cervical sample swab to collect cervical cells: pinch the long handle of swab with thumb and index finger, put the front part of swab into cervix and rotate the swab for 3~5 circles in one direction.
2. Take out the swab, and put the swab front part into the freezing tube with 5 mL preservation solution.
3. Write down the sample information on label of tube and send to test.



Notice: if there is more mucus or secretion on the cervix of patient, wipe it with a cotton ball before collect samples.

Attention

- Fully immerse the swab in the solution after collection to maximize cell retention.
- If small amount of cells is found in slice production, more solution could be added.
- Dilute samples in solution and fully mix it.
- Samples must be fresh and fixed in time to avoid cell autolysis.

Ordering Information:

Cat.#	Description	Qty.
CJ005-12-01	Cervical Cell Preservation Solution, 1 mL/Vial	12 Vial/Box
CJ005-100-01	Cervical Cell Preservation Solution, 1 mL/Vial	100 Vial/Box
CJ005-36-01	Cervical Cell Preservation Solution, 2 mL/Vial	36 Vial/Box

Distributed by:

CliniSciences Group

Exfoliated Buccal Cell Preservation Solution

Exfoliated Buccal Cell Preservation Solution is used for collection, transportation and long-term preservation of exfoliated buccal cells. It provides reliable and highly quality of DNA samples for gene detection, which can replace blood DNA for various gene detection and analysis experiment, such as qPCR, NGS, SNP.

Application

For preservation and transportation of exfoliated buccal cells.

Features

- Instant DNase inactivation, preventing nucleic acid degradation.
- Cell morphology could be maintained for a long time, and survival rate is as high as over 90% after 30 days at room temperature.
- No need cryopreservation and dry ice transportation, convenient field sampling and air shipment.

Process

1. Open a swab package, hold the handle of the swab and slowly put it in one side of oral, rotate the swab for 10-15 times in the oral cavity, and move it up and down for 5-10 times to scrap with moderate strength. It is advisable to stick the swab to the oral cavity to ensure all front parts of swab are covered exfoliated buccal cell.
2. Collect exfoliated buccal cells from another side of oral in the same way.
3. Take out the swab after collection, put it into the tube.
4. Cover and seal the tube with cap.
5. Write down the sample information on the label of tube and send to test


Attention

- Fully immerse the swab in the solution after collection to maximize cell retention.
- If small amount of cells is found in slice production, more solution could be added.
- Dilute samples in solution and fully mix it.
- Samples must be fresh and fixed in time to avoid cell autolysis.

Experimental result

Samples: Exfoliated buccal cell


Protocol: Use the Flocked Swabs Kit for Oropharynx Specimen Collection to collect the exfoliative buccal cells and reserve the samples into the 2 different preservation solutions. Observe and record the survival rate of the epithelial buccal cells via Trypan Blue method after 7 days, 14 days and 30 days.



picture 1: Survival rate comparison of exfoliative cells after 7 days

A1: traditional preservation solution, 7 days, survival rate <5%

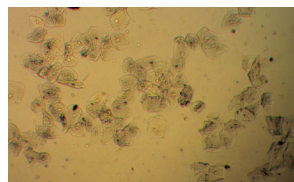
B1: Preservation solution of 7 days, survival rate ≥ 99%



picture 2: Survival rate comparison of exfoliative cells after 14 days

A2: traditional preservation solution, 14 days, survival rate <1%

B2: Preservation solution of 14 days, survival rate ≥ 95%



picture 3: Preservation solution of cells morphology after 30 days, survival rate ≥ 90%

Results Analysis : after 7 days, 14 days and 30 days, the cells morphology and survival rate show that biocomma reservation solutions is better than the traditional preservation solution.

Ordering Information:

Cat.#	Description	Qty.
CJ005-12-03	Exfoliated Buccal Cell Preservation Solution, 1 mL/ Vial	12 Vial/Box
CJ005-100-03	Exfoliated Buccal Cell Preservation Solution, 1 mL/ Vial	100 Vial/Box
CJ005-36-03	Exfoliated Buccal Cell Preservation Solution, 2 mL/ Vial	36 Vial/Box

Distributed by:

Sample Collection Cards

Neonatal Screening Card

Card No.: _____

Test Items: _____

Hospital No.: _____

Gender: _____

Mother Name: _____

Date of birth: _____

Collection date: _____

Gestational weeks: _____ w

Weight: _____ kg

Collector Name: _____

Number Barcode Paste

DNA Preservation Card

Name: _____

Age: _____ Gender: M ☐ F ☐

Address: _____

ID#: _____

Code# _____

Org.: _____

Rep.: _____

Date: _____

Case: _____

Newborn Screening Diagnosis Collection Card

Newborn Screening Diagnosis Collection cards are new media for DNA preservation based on plant fiber 903 filter paper, on the collection card, the newborn collection information can be recorded, each card has a unique serial number and barcode. The production process is strictly controlled to ensure sample absorption, uniformity and stability.

Applications

Use for blood collection of various neonatal genetic diseases screening, such as benzophenoneuria, galactose, deafness gene screening, branched ketonuria, etc.

Features

Easy to use: only need to spot and dry sample, one hour is enough to purify the DNA.

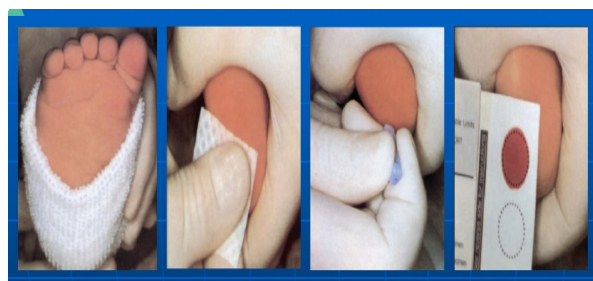

Good stability: blood sample could be preserved for over 10 years.

Functional test: PCR results of preserved blood sample are the same as fresh blood sample.

Safe and reliable: lyse the cells and prevent the growth of bacteria and fungi.

Efficient uses: the DNA bound with the blood collection card can be amplified multiple times.

Significantly reduce the required blood quantity before testing.



Specifications:

- Made of 100% pure lint.
- Thickness and Ash content: 0.50 mm \pm 0.01 mm, 0.1% \pm 0.001%.
- Assembly environment: Class 100,000 clean room, 30%-50% relative humidity.
- Total colony number: Passed the standard GB/ T14233.2-93.
- Customization service is available.

Ordering Information:

Cat. #	Description	Qty.
XSB003E	Neonatal Screening Card	100 Pcs/Box

903 DNA Color Sample Collection Card


903 DNA Color Sample Collection Card adopts a unique color technology, the colorless samples such as saliva and body fluid can turn the card from pink to colorless, indicating the area where the sample is located, and have the functions of protein denaturation, cell membrane rupture, DNA adsorption, and inhibiting bacterial growth. The sample can be safely stored for a long time.

Applications

Use for the collection of colorless samples such as body fluids, urine, and spinal fluid, as well as DNA extraction from crime scenes, and collection of plant and animal DNA samples in the field.

Features

- Unique technics: a unique process to indicate a colorless sample collection area.
- Easy to use: only need to spot and dry sample, one hour is enough to purify the DNA.
- Good stability: blood sample could be preserved for over 10 years.
- Functional Test: PCR results of preserved blood sample are the same as fresh blood sample.
- Safe and reliable: lyse the cells and prevent the growth of bacteria and fungi.
- Efficient uses: the DNA bound with the blood collection card can be amplified multiple times.



Ordering Information:

Cat. #	Description	Qty.
CJ003-1	903 DNA Color Sample Collection Card	1000/Box



Distributed by:

CliniSciences Group

Direct-to-Consumer Genetic Testing



Distributed by:

CliniSciences Group

Consumables

We provide flexible custom service of Direct-to-Consumer Genetic Testing for both human beings and pets. With your brands or logo, we offer full solution including packaging and printing design with order minimum of 1,000 pcs.

Disposable Sterile Flocked Swabs

1. CE 0413 Certification.
2. Release more than 95% of collected sample.
3. Guaranteed cell viability without residual fatty acids.



Transport & Preservation Medium

1. Preserve samples of virus, chlamydia, mycoplasma, ureaplasma etc.
2. Anti-leakage design complies with the WHO and biosafety regulations.
3. Multiple choices of preservation medium.



Cell Preservation Medium

1. Transport specimens at room temperature.
2. The medium inactivate DNase immediately to prevent DNA degradation.
3. Preserve samples up to 4 weeks at room temperature.



Sample Collection Card

1. New media for DNA preservation based on plant fiber 903 filter paper.
2. All in one function of protein denaturation, cell membrane rupture, DNA adsorption and fixation.
3. Inhibit bacterial growth for long term use.



Saliva Collector

1. Non-invasive method is suitable for all ages groups.
2. Self-administered to collect anywhere at anytime.
3. Extensive use in quantitative PCR and next-generation sequencing.



Customization

Content:

- | | |
|-------------------------|---------------------|
| 1. Saliva collector | 4. Application form |
| 2. Preservation medium | 5. Shipping label |
| 3. Biohazard zipper bag | 6. Instruction |



Distributed by:

CliniSciences Group

PART 2



Nucleic Acid Purification

Distributed by:
CliniSciences Group

Virus DNA/RNA Extraction Kit

Efficiently extract the 2019-CoV RNA to avoid RNA degradation and reduce the probability of “false-negative” .

Virus DNA/RNA Extraction Kits (Spin Column)

Virus DNA/RNA extraction Kits (spin column) can extract DNA/ RNA from blood, tissue, organs, environmental sample, saliva and nasal sample, and maximum remove impurities protein and other organic compound impurities. The extracted virus DNA/RNA can be directly used for downstream applications such as PCR, RT-PCR, qPCR and qRT-PCR experiment.



Ordering Information:

Cat. #	Description	Qty.
MNP027-1E	Virus DNA/RNA extraction Kits (spin column)	50 Preps/Kit

Virus DNA/RNA Extraction Kits (Magnetic Beads)

Virus DNA/RNA extraction Kits (magnetic beads) can extract DNA/ RNA from blood,tissue, organs, environmental sample, saliva and nasal sample, and maximumremove impurities protein and other organic compound impurities. The extracted virus DNA/RNA can be directly used for downstream applications such as PCR, RT-PCR, qPCR and qRT-PCR experiment.



Ordering Information:

Cat. #	Description	Qty.
BNP027-1E	Virus DNA/RNA extraction Kits (magnetic beads)	50 Preps/Kit

Virus DNA/RNA Extraction Kits (Pre-Packed Magnetic Beads)

Virus DNA/RNA Extraction Kits (Pre-packed Magnetic Beads) could be used to extract DNA/RNA from virus of blood, animal tissue, saliva, snot and environmental samples, ect. Relevant reagents were pre-packed in 96-well plates in accordance with the optimal protocol. This kit could be used with nucleic acid extraction instruments to achieve automated, high-throughput nucleic acid extraction.



Ordering Information:

Cat. #	Description	Qty.
BNP027-2E	Virus DNA/RNA Extraction Kits (Pre-packed Magnetic Beads, MB32)	32 Preps/Kit
BNP027-3E	Virus DNA/RNA Extraction Kits (Pre-packed Magnetic Beads, MB96)	96 Preps/Kit
BNP027-5E	Virus DNA/RNA extraction kit(Prepacked Magnetic Beads, MB48)	48 Preps/Kit

Distributed by:

CliniSciences Group

Selection Guide for Nucleic Acid Purification Kits

Samples	Method	Cat. #	Description	Qty.
Universal	Prepacked magnetic beads	BNP026-2E	Universal Genomic DNA Purification Kits, MB32	32 Preps/Kit
	Prepacked magnetic beads	BNP026-3E	Universal Genomic DNA Purification Kits, MB96	96 Preps/Kit
	magnetic beads	BNP026-1E	Universal Genomic DNA Purification Kits	50 Preps/Kit
	Spin column	MNP026-1E	Universal Genomic DNA Purification Kits	50 Preps/Kit
Blood/Spot	Prepacked magnetic beads	BNP002-2E	Blood genomic DNA Purification Kits, MB32	32 Preps/Kit
	Prepacked magnetic beads	BNP002-3E	Blood genomic DNA Purification Kits, MB96	96 Preps/Kit
	magnetic beads	BNP002-1E	Blood genomic DNA Purification Kits	50 Preps/Kit
	Spin column	MNP002-1E	Blood genomic DNA Purification Kits	50 Preps/Kit
	Spin column	MNP022-1E	Blood Spots genomic DNA Purification Kits	50 Preps/Kit
	Spin column	MNP018-1E	Serum and Plasma Circulating DNA Purification Kits	50 Preps/Kit
Saliva	Prepacked magnetic beads	BNP021-2E	Saliva Genomic DNA Purification Kits, MB32	32 Preps/Kit
	Prepacked magnetic beads	BNP021-3E	Saliva Genomic DNA Purification Kits, MB96	96 Preps/Kit
	magnetic beads	BNP021-1E	Saliva Genomic DNA Purification Kits	50 Preps/Kit
	Spin column	MNP021-1E	Saliva Genomic DNA Purification Kits	50 Preps/Kit
Swab	Prepacked magnetic beads	BNP013-2E	Swab Genomic DNA Purification Kits, MB32	32 Preps/Kit
	Prepacked magnetic beads	BNP013-3E	Swab Genomic DNA Purification Kits, MB96	96 Preps/Kit
	magnetic beads	BNP013-1E	Swab Genomic DNA Purification Kits	50 Preps/Kit
	Spin column	MNP013-1E	Swab Genomic DNA Purification Kits	50 Preps/Kit
Stool	Prepacked magnetic beads	BNP011-2E	Stool Genomic DNA Purification Kits, MB32	32 Preps/Kit
	Prepacked magnetic beads	BNP011-3E	Stool Genomic DNA Purification Kits, MB96	96 Preps/Kit
	magnetic beads	BNP011-1E	Stool Genomic DNA Purification Kits	50 Preps/Kit
	Spin column	MNP011-1E	Stool Genomic DNA Purification Kits	50 Preps/Kit
Bacterial	Prepacked magnetic beads	BNP012-2E	Bacterial Genomic DNA Purification Kits, MB32	32 Preps/Kit
	Prepacked magnetic beads	BNP012-3E	Bacterial Genomic DNA Purification Kits, MB96	96 Preps/Kit
	magnetic beads	BNP012-1E	Bacterial Genomic DNA Purification Kits	50 Preps/Kit
	Spin column	MNP012-1E	Bacterial Genomic DNA Purification Kits	50 Preps/Kit
Animal Tissue	Prepacked magnetic beads	BNP025-2E	Animal Tissue Genomic DNA Purification Kits, MB32	32 Preps/Kit
	Prepacked magnetic beads	BNP025-3E	Animal Tissue Genomic DNA Purification Kits, MB96	96 Preps/Kit
	magnetic beads	BNP025-1E	Animal Tissue Genomic DNA Purification Kits	50 Preps/Kit
	Spin column	MNP025-1E	Animal Tissue Genomic DNA Purification Kits	50 Preps/Kit
Plant Tissue	Prepacked magnetic beads	BNP006-2E	Plant Tissue Genomic DNA Purification Kits MB32	32 Preps/Kit
	Prepacked magnetic beads	BNP006-3E	Plant Tissue Genomic DNA Purification Kits, MB96	96 Preps/Kit
	magnetic beads	BNP006-1E	Plant Tissue Genomic DNA Purification Kits	50 Preps/Kit
	Spin column	MNP006-1E	Plant Tissue Genomic DNA Purification Kits	50 Preps/Kit
	Spin column	MNP007-1E	Quick Plant Tissue Genomic DNA Purification Kits	50 Preps/Kit
Soil	magnetic beads	BNP004-1E	Soil Genomic DNA Purification Kits	50 Preps/Kit
	Spin column	MNP004-1E	Soil Genomic DNA Purification Kits	50 Preps/Kit
Plasmid DNA	Magnetic beads	BNP001-1E	Plasmid Miniprep Kits	50 Preps/Kit
	Spin column	MNP001-1E	Plasmid Miniprep Kits	50 Preps/Kit
	Spin column	MNP001-3E	Plasmid Midiprep Kits	10 Preps/Kit
	Spin column	MNP001-4E	Plasmid Maxiprep Kits	10 Preps/Kit
	Anion-exchange	MRP030-1E	Plasmid Preparation Kits	20 Preps/Kit
	Anion-exchange	MRP0300-1E	Plasmid Preparation Kits	20 Preps/Kit
DNA Cleanup & Gel Purification	Magnetic beads	BNP003-1E	Gel DNA Purification Kits	50 Preps/Kit
	Spin column	MNP003-1E	Gel DNA Purification Kits	50 Preps/Kit
	Magnetic beads	BNP015-1E	PCR DNA Purification Kits	50 Preps/Kit
	Spin column	MNP015-1E	PCR DNA Purification Kits	50 Preps/Kit

Distributed by:

Nucleic Acid Purification Spin Columns

CommaPrep® nucleic acid purification spin columns are based on Biocomma's proprietary spin column-based silica membrane purification technology. In addition to the spin column itself, each spin column comes with one collection tube, silica membrane and fix ring.



Ordering Information:

Cat.#	Description	Volume	Elution volume	Qty.
RP20-A-N	RNA Extraction Columns, Capped spin columns, Green fixing rings	2 mL, 800 µL	~20 µg	500 Pcs/PK
NP20-A	Genomic DNA Extraction Columns, Capped spin columns, Green fixing rings	2 mL, 800 µL	~20 µg	500 Pcs/PK
NP20	Genomic DNA Extraction Columns, Capless spin columns, Green fixing rings	2 mL, 800 µL	~20 µg	500 Pcs/PK
NP30	Plasmid Miniprep Columns, Capless spin columns, Blue fixing rings	2 mL, 800 µL	~30 µg	500 Pcs/PK
NP30-A	Plasmid Miniprep Columns, Capped spin columns, Blue fixing rings	2 mL, 800 µL	~30 µg	500 Pcs/PK
HP50	Plasmid Miniprep Columns, Large-scale, Capless spin columns, White fixing rings	2 mL, 800 µL	~80 µg	500 Pcs/PK
HP50-A	Plasmid Miniprep Columns, Large-scale, Capped spin columns, White fixing rings	2 mL, 800 µL	~80 µg	500 Pcs/PK
NP05	DNA Cleanup & Gel Purification Columns, Mini spin columns, Capless spin columns, White fixing rings	2 mL, 800 µL	~10 µg	500 Pcs/PK
NP10	DNA Cleanup & Gel Purification Columns, Capless spin columns, Yellow fixing rings	2 mL, 800 µL	~10 µg	500 Pcs/PK
NP10-A	DNA Cleanup & Gel Purification Columns, Capped spin columns, Yellow fixing rings	2 mL, 800 µL	~10 µg	500 Pcs/PK
MP05	Ultra micro DNA extraction columns, Capped spin columns, White fixing ring.	2ml, 800 µL	~5µg	500 Pcs/PK
NP100	Plasmid Midiprep Columns	15 mL, 4 mL	~100 µg	50 Pcs/PK
HP200	High-yield Plasmid Midiprep Columns	15 mL, 4 mL	~200 µg	50 Pcs/PK
NP500	Plasmid Maxiprep Columns	50 mL, 18 mL	~500 µg	20 Pcs/PK
HP1000-P	High-yield Plasmid Maxiprep Columns	50 mL, 18 mL	~1 mg	20 Pcs/PK
RS30-2	Plasmid Megaprep Columns	30 mL	500-1000 µg	20 pcs/Box
RS30-22	Plasmid Gigaprep Columns	300 mL	5-10 mg	10 Pcs/PK
EP50-06	Large-Volume Plasmid Miniprep Columns, 6 mL extension tubes, capless spin columns, white fixing rings	~80 µg	50/Box	50 Pcs/PK
EP50-06A	Large-Volume Plasmid Miniprep Columns, 6 mL extension tubes, capped spin columns, white fixing rings	~80 µg	50/Box	50 Pcs/PK
EP50-12	Large-Volume Plasmid Miniprep Columns, 12 mL extension tubes, capless spin columns, white fixing rings	~120 µg	50/Box	50 Pcs/PK
EP50-12A	Large-Volume Plasmid Miniprep Columns, 12 mL extension tubes, capped spin columns, white fixing rings	~120 µg	50/Box	50 Pcs/PK
DNAK9602-N	96-Well Extraction Plates, Semi-Skirted	1.0 mL/well	~15 µg/well	4 Pcs/PK
DNAK9607-N	96-well Extraction Plates, Full-Skirted	1.5 mL/well	~15 µg/well	4 Pcs/PK

Distributed by:

CliniSciences Group

Cleaning Solution

The cleaning solution is a non-toxic spraying reagent that can efficiently remove RNA, DNA and other nuclease contaminants on the solid surface of experimental instrument, equipment and materials. The solution removes DNA and RNA contamination to create a clean operating environment.

Features

- Completely degrade contaminated DNA and RNA at the level of PCR sensitivity.
- React by contact.
- Suitable for cleaning PCR tubes, PCR instrument surface, pipettes, laboratory benches, laboratory instrument and micro-centrifuge tubes. Reduce the dependence on carcinogenic DEPC treatment and save time for baking glassware.



Ordering Information:

Cat. #	Description	Qty.
QXY-500	Cleaning Solution, Solution A and B (500 mL each), 2 nozzles	1 Set/Box

Keep Plasmid
Contaminants
Away



Distributed by:



PART 3

Automated Instruments

Distributed by:

CliniSciences Group

M32 Nucleic Acid Extraction System

Based on magnetic beads adsorption and separation method, M32 Automated Nucleic Acid Extraction Systems achieves fast extraction of 1~32 samples at a time. The device is widely applied to disease prevention and control, animal quarantine, clinical diagnosis, entry-exit inspection quarantine, food and drug administration, forensic identification, teaching and scientific research.

Ordering Information

Cat. #	Description	Qty.
NAES-32	M32 Nucleic Acid Extraction System	1 Set/Carton



M48 Nucleic Acid Extraction System

Based on magnetic beads adsorption and separation method, M48 Automated Nucleic Acid Extraction Systems achieves fast extraction of 1~48 samples at a time. The device is widely applied to disease prevention and control, animal quarantine, clinical diagnosis, entry-exit inspection quarantine, food and drug administration, forensic identification, teaching and scientific research.

Ordering Information

Cat. #	Description	Qty.
NAES-48	M48 Nucleic Acid Extraction System	1 Set/Carton




M96 Nucleic Acid Extraction System

Based on magnetic beads adsorption and separation method, M96 Automated Nucleic Acid Extraction Systems achieves fast extraction of 96 samples at a time. The device is widely applied to disease prevention and control, animal quarantine, clinical diagnosis, entry-exit inspection quarantine, food and drug administration, forensic identification, teaching and scientific research.

Ordering Information

Cat. #	Description	Qty.
NAES-96	M96 Nucleic Acid Extraction System	1 Set/Carton



Distributed by:

CliniSciences Group

DC48 Automated Sample Preparation System

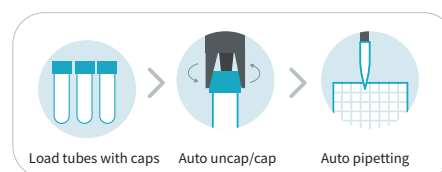
DC48 loads samples directly from collection tubes with automatic uncapping, sample addition, capping, barcode scanning, and PCR system establishment. This excellent solution for automation of nucleic acid sample preparation realizes auto monitoring of all process.

Compatibility

- Automatically pipette liquids, and upload information by scanned barcode.
- Adapt multiple collection tubes of 1, 3, 5, and 10 mL.
- Support dispensing in deep well plates used for 16 or 96 tests.
- Match common nucleic acid extraction systems of 32, 48, and 96 channels.

Safety

- Program controls the risk of error and omission. Full process monitoring prevent deviance.
 - Directional exhaust and HEPA filter create negative pressure, so external biological safety cabinet needed. Drip tray prevents pollution from accident drip.
 - The built-in UV lights in the experimental and waste cabin disinfect regularly.
- Uncap one by one to prevent cross contamination.



Ordering Information

Cat. #	Description	Qty.
NAES-DC48	DC48 Automated Sample Preparation System	1 Set/Carton

BCM2500 Multifunctional Vortex Mixer

Deal with up to 50 samples at a time. Various adaptors fit the needs of vortex of different tube specifications.

Ordering Information

Cat. #	Description	Qty.
BCM2500-E	Multifunctional Vortex Mixer	1 Set/Carton
BCM-2500-PM15	Foam tube holder 15 mL	1 Pc/Box
BCM-2500-PM50	Foam tube holder 50 mL	1 Pc/Box
BCM-2500-SD/XD	Top and bottom foam tray (standard accessory)	1 Pc/Box

Distributed by:

CliniSciences Group



BCS901 Heat Sealer

The heat sealer adapts various plates, and easy to operate. The sealing temperature and time are adjustable. Sealed films prevent sample evaporation, leakage and cross contamination.

Ordering Information

Cat. #	Description	Qty.
BCS9601-E	Heat Sealer	1 Set/Carton



CF14 High Speed Refrigerated Centrifuge

High speed refrigerated centrifuges are widely applied to clinical medicine, biochemistry, genetic engineering, immunology and other fields, which is commonly used for centrifugal separation in hospitals, scientific research institutions and colleges. Samples can be centrifuged at high speed and low temperature. Multiple purposes are achieved by various rotors.

Ordering Information

Cat. #	Description	Qty.
BM-CF14-E	CF14 High Speed Refrigerated Centrifuge	1 Set/Carton
BM-CF14-1	12*1.5/2mL Angle rotor	1 Pc/Box
BM-CF14-3	4*2*8*0.2 mL Angle rotor	1 Pc/Box



DC10 Automated Screw Cap Capper/Decapper

Adapted to the most VTM. Capping or decapping triggered by infrared sensor. Complete capping and decapping of 96 samples in 10 minutes including manual dispensing.

Ordering Information

Cat. #	Description	Qty.
BM-DC10H-E	DC10H Automated Screw Cap Capper/Decapper	1 Set/Carton
BM-DC50H-E	DC50H Automated Screw Cap Capper/Decapper	1 Set/Carton



Distributed by:

CliniSciences Group

PART 4




Molecular Diagnostic Consumables

Distributed by:

CliniSciences Group

PCR Tube/Plate

- USP Class VI and FDA certified medical grade polypropylene raw materials
- Thin tube wall, fast heat transfer, precise temperature control
- Ultra-transparent tube cover design can ensure that the fluorescent signal can pass through without obstacles
- Good sealing performance of the tube cover, which prevents contamination, and is easy to open
- Autoclavable (121 °C sterilized for 20 min)
- DNA-free, DNase-free, RNase-free and pyrogen-free



Ordering Information:

Cat.#	Description	Qty.
St002	0.2 mL, single PCR tube, transparent, flat cap	1000 Pcs/PK
ST005	0.5 mL, single PCR tube, transparent, flat cap	1000 Pcs/PK
4WT-001	0.1 mL, 4-strip PCR tube, transparent	250 Pcs/PK
8WT-001-CHN	0.1 mL, 8-strip PCR tube, transparent, suitable for 8-strip flat cap	125 Pcs/PK
8WT-002-CHN	0.2 mL, 8-strip PCR tube, transparent, suitable for 8-strip flat cap	125 Pcs/PK
8WT-001-1	0.1 mL, 8-strip PCR tube, transparent, suitable for 8-strip dome cap	125 Pcs/PK
8WT-002-1	0.2 mL, 8-strip PCR tube, transparent, suitable for 8-strip dome cap	125 Pcs/PK
8WT-001-2	0.1 mL, 8-strip PCR tube with attached individual caps, transparent	125 Pcs/PK
8WT-002-2	0.2 mL, 8-strip PCR tube with attached individual caps, transparent	125 Pcs/PK
8WT-001W	0.1 mL, 8-strip PCR tube, white, suitable for 8-strip flat cap	125 Pcs/PK
8WT-001W-1	0.1 mL, 8-strip PCR tube, white, suitable for 8-strip dome cap	125 Pcs/PK
8WT-002W-1	0.2 mL, 8-strip PCR tube, white, suitable for 8-strip flat cap	125 Pcs/PK
8WT-002W-2	0.2 mL, 8-strip PCR tube, white, suitable for 8-strip dome cap	125 Pcs/PK
96WT-001-N	0.1 mL, 96 well PCR Plate, transparent, non-skirt	25 Pcs/PK
96WT-001-H	0.1 mL, 96 Well PCR Plate, transparent, semi-skirt	25 Pcs/PK
96WT-001W-N	0.1 mL, 96 Well PCR Plate, white, non-skirt	25 Pcs/PK
96WT-001W-H	0.1 mL, 96 Well PCR Plate, white, semi-skirt	25 Pcs/PK
96WT-002-N	0.2 mL, 96 Well PCR Plate, transparent, non-skirt	25 Pcs/PK
96WT-002-H	0.2 mL, 96 Well PCR Plate, transparent, semi-skirt	25 Pcs/PK
96WT-002W-N	0.2 mL, 96 Well PCR Plate, white, non-skirt	25 Pcs/PK
96WT-002W-H	0.2 mL, 96 Well PCR Plate, white, semi-skirt	25 Pcs/PK
384WT-001-H	30 mL, 384 Well PCR Plate, transparent, full-skirt	25 Pcs/PK
384WT-001W-H	30 mL, 384 Well PCR Plate, white, full-skirt	25 Pcs/PK

96-Well Deep Well Plates


Features

- Made of USP Class VI and FDA certified medical grade polypropylene, no magnetic beads residue
- Excellent tolerance, thermal stability, low adsorption
- Dimensions conform to ANSI standards
- Alphanumeric code for easy reference
- Supports popular automated nucleic acid extraction systems

Ordering Information:

Cat.#	Description	Qty.
8WMS	8-Strip Tip Combs	2 Pcs/PK
96WMS-CH-N-1	96 Tip Combs	2 Pcs/PK
96WP-S022-BN	96-Well Square Deep Well Plates, 2.2 mL, U-Bottom	24 Pcs/Box
96WP-S022-VN	96-Well Square Deep Well Plates, 2.2 mL, V-Bottom	24 Pcs/Box
96WP-S016-BN	96-Well Square Deep Well Plates, 1.6 mL, U-Bottom	30 Pcs/Box
96WP-S010-N	96-Well Square Deep Well Plates, 1.0 mL, U-Bottom	30 Pcs/Box

8/96 Tip Combs

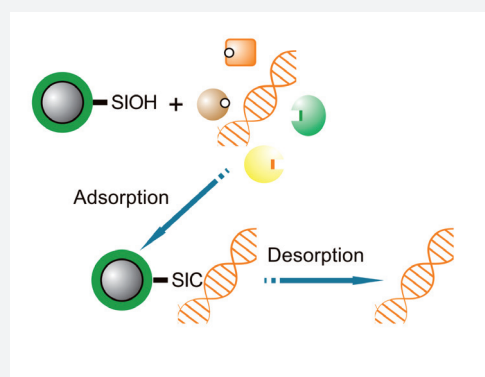


Magnetic Beads

biocomma® magnetic bead is effective carrier of nucleic acid extraction, which is polymer microsphere made of stable polymer material combined with magnetic substance and conjugates. It is suitable for manual operation and automation equipment.

Ordering Information:

Cat.#	Description	Qty.
MSI100-0507-2000	Mean grainsize 100 nm, concentration 50 mg/mL, binding capacity 12.5 µg/mg	500 mL/BTL 4 BTL/Box



Silica Membrane

Silica membrane is a key component in spin column-based nucleic acid purification technology. Under low pH and chaotropic conditions, nucleic acids specifically bind to silica membrane while polysaccharides and proteins pass through. Impurities are further removed by washing. Finally, under low-salt conditions, nucleic acids are desorbed and eluted from the membrane.

Ordering Information:

Cat.#	Description	Qty.
Y-SM-BC-1	Silica Membrane, 210 * 297 mm/Sheet	100 Pcs/Box

Distributed by:

CliniSciences Group



Cryogenic Tubes

Applications

- Preserve high-value active biological tissues
- Save clinical diagnostic samples
- Preserve biological reagents such as enzymes, nucleic acids and antibodies

Features

- Built-in O-shaped sealing ring in the cap to prevent liquid leakage.
- Tolerable temperature range -196° C ~ 121° C, can be frozen and thawed repeatedly.
- No RNA enzyme, no DNA enzyme, and no pyrogen;
- Various specifications are available, and the caps of 1.5 mL cryogenic tubes can be customized with different colors.



Ordering Information:

Cat.#	Description	Qty.
CT015-500	Cryogenic tube, 1.5mL, white cap	500 Pcs/PK
CT005-500	Cryogenic tube, 0.5mL, transparent cap	500 Pcs/PK
SC015-P	Cryogenic tube, 1.5mL, sterile, purple screw cap	500 Pcs/PK
SC005-B	Cryogenic tube, 0.5mL, sterile, blue cap	500 Pcs/PK
SC-002-3-500	Cryogenic tube, 2mL, sterile, transparent screw cap	500 Pcs/PK
HC001-FY-300	Cryogenic tube, star-shaped bottom, 5mL	300 Pcs/PK
SC-005-300	Cryogenic tube, flat bottom, 5mL	300 Pcs/PK
SC-007-300	Cryogenic tube, flat bottom, 7mL	300 Pcs/PK



Distributed by:

CliniSciences Group

Disposable Nitrile Gloves

Features

- Alkali Resistant
- NBR
- Fitness
- Oilproof



Ordering Information:

Cat.#	Description	Qty.
DNG-B-M	Disposable Nitrile Gloves (M)	100 Pcs/Box
DNG-B-L	Disposable Nitrile Gloves (L)	100 Pcs/Box
DNG-B-XL	Disposable Nitrile Gloves (XL)	100 Pcs/Box

**Powder-Free
Textured Fingertips**

**High Elastic
Thicken**



Distributed by:

CliniSciences Group



Distributed by:
CliniSciences Group



Distributed by:

CliniSciences Group

CliniSciences Group

Austria

Company: CliniSciences GmbH
Address: Sternwartestrasse 76, A-1180
Wien - Austria
Telephone: +43 720 115 580
Fax: +43 720 115 577
Email: oesterreich@clinisciences.com
Web: <https://www.clinisciences.com>



Belgium

Company: CliniSciences S.R.L.
Address: Avenue Stalingrad 52, 1000
Brussels - Belgium
Telephone: +32 2 31 50 800
Fax: +32 2 31 50 801
Email: belgium@clinisciences.com
Web: <https://www.clinisciences.com>



Denmark

Company: CliniSciences ApS
Address: Oesterbrogade 226, st. 1,
Copenhagen, 2100 - Denmark
Telephone: +45 89 888 349
Fax: +45 89 884 064
Email: denmark@clinisciences.com
Web: <https://www.clinisciences.com>



Finland

Company: CliniSciences ApS
Address: Oesterbrogade 226, st. 1,
Copenhagen, 2100 - Denmark
Telephone: +45 89 888 349
Fax: +45 89 884 064
Email: suomi@clinisciences.com
Web: <https://www.clinisciences.com>



France

Company: CliniSciences S.A.S
Address: 74 Rue des Suisses, 92000
Nanterre- France
Telephone: +33 9 77 40 09 09
Fax: +33 9 77 40 10 11
Email: info@clinisciences.com
Web: <https://www.clinisciences.com>



Germany

Company: Biotrend Chemikalien GmbH
Address: Wilhelm-Mauser-Str. 41-43,
50827 Köln - Germany
Telephone: +49 221 9498 320
Fax: +49 221 9498 325
Email: info@biotrend.com
Web: <https://www.biotrend.com>



Iceland

Company: CliniSciences ApS
Address: Oesterbrogade 226, st. 1,
Copenhagen, 2100 - Denmark
Telephone: +45 89 888 349
Fax: +45 89 884 064
Email: island@clinisciences.com
Web: <https://www.clinisciences.com>



Ireland

Company: CliniSciences Limited
Address: Ground Floor, 71 lower Baggot street
Dublin D02 P593 - Ireland
Telephone: +353 1 6971 146
Fax: +353 1 6971 147
Email: ireland@clinisciences.com
Web: <https://www.clinisciences.com>



Italy

Company: CliniSciences S.r.l
Address: Via Maremmana inferiore 378
Roma 00012 Guidonia Montecelio - Italy
Telephone: +39 06 94 80 56 71
Fax: +39 06 94 80 00 21
Email: italia@clinisciences.com
Web: <https://www.clinisciences.com>



Netherlands

Company: CliniSciences B.V.
Address: Kraijenhoffstraat 137A,
1018RG Amsterdam, - Netherlands
Telephone: +31 85 2082 351
Fax: +31 85 2082 353
Email: nederland@clinisciences.com
Web: <https://www.clinisciences.com>



Norway

Company: CliniSciences AS
Address: c/o MerVerdi Munkerudtunet 10
1164 Oslo - Norway
Telephone: +47 21 988 882
Email: norge@clinisciences.com
Web: <https://www.clinisciences.com>



Poland

Company: CliniSciences sp.Z.o.o.
Address: ul. Rotmistrza Witolda Pileckiego 67
lok. 200 - 02-781 Warszawa -Poland
Telephone: +48 22 307 0535
Fax: +48 22 307 0532
Email: polska@clinisciences.com
Web: <https://www.clinisciences.com>



Portugal

Company: Quimigen Unipessoal LDA
Address: Rua Almada Negreiros, Lote 5, Loja 14,
2615-275 Alverca Do Ribatejo - Portugal
Telephone: +351 30 8808 050
Fax: +351 30 8808 052
Email: info@quimigen.com
Web: <https://www.quimigen.pt>



Spain

Company: CliniSciences Lab Solutions
Address: C/ Hermanos del Moral 13
(Bajo E), 28019, Madrid - Spain
Telephone: +34 916 750 700
Fax: +34 91 269 40 74
Email: espana@clinisciences.com
Web: <https://www.clinisciences.com>



Sweden

Company: CliniSciences ApS
Address: Oesterbrogade 226, st. 1,
Copenhagen, 2100 - Denmark
Telephone: +45 89 888 349
Fax: +45 89 884 064
Email: sverige@clinisciences.com
Web: <https://www.clinisciences.com>



Switzerland

Company: CliniSciences AG
Address: Fracht Ost Flughafen Kloten
CH-8058 Zürich - Switzerland
Telephone: +41 (044) 805 76 81
Fax: +41 (044) 805 76 75
Email: switzerland@clinisciences.com
Web: <https://www.clinisciences.com>



UK

Company: CliniSciences Limited
Address: 11 Progress Business center, Whittle
Parkway, SL1 6DQ Slough- United Kingdom
Telephone: +44 (0)1753 866 511
or +44 (0) 330 684 0982
Fax: +44 (0)1753 208 899
Email: uk@clinisciences.com
Web: <https://www.clinisciences.com>



USA

Company: Biotrend Chemicals LLC
Address: c/o Carr Riggs Ingram,
500 Grand Boulevard, Suite 210 Miramar
Beach, FL 32550- USA
Telephone: +1 850 650 7790
Fax: +1 850 650 4383
Email: info@biotrend-usa.com
Web: <https://www.biotrend-usa.com>



Version 07-01-2025

Distributed by:

CliniSciences Group