

anti- CFHR3 antibody

Product Information

Catalog No.:	FNab01620
Size:	100µg
Form:	liquid
Purification:	Immunogen affinity purified
Purity:	≥95% as determined by SDS-PAGE
Host:	Rabbit
Clonality:	polyclonal
Clone ID:	None
IsoType:	IgG
Storage:	PBS with 0.02% sodium azide and 50% glycerol pH 7.3, -20°C for 12 months (Avoid repeated freeze / thaw cycles.)

Background

Might be involved in complement regulation.

Immunogen information

Immunogen:	complement factor H-related 3
Synonyms:	CFHL3, CFHR3, complement factor H related 3, DOWN16, FHR 3, FHR3, H factor like protein 3, HLF4
Observed MW:	45 kDa
UniprotID :	Q02985

Application

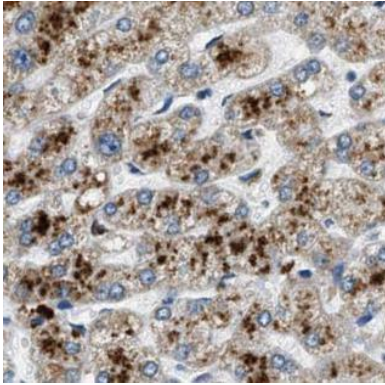
Reactivity:	Human
Tested Application:	ELISA, WB, IHC, IP
Recommended dilution:	WB: 1:500-1:3000; IP: 1:200-1:1000; IHC: 1:50-1:500
Image:	

Wuhan Fine Biotech Co., Ltd.

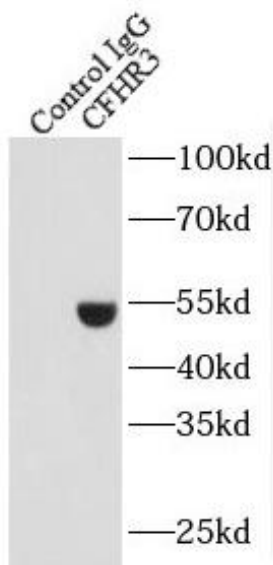
B9 Bld, High-Tech Medical Devices Park, No. 818 GaoxinAve. East Lake High-Tech Development Zone. Wuhan, Hubei, China(430206)

Tel : (0086)027-87384275

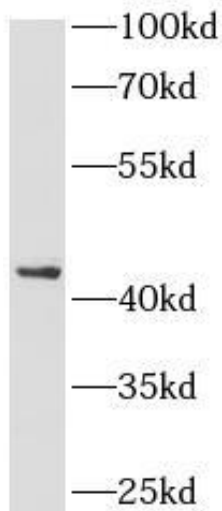
Fax: (0086)027-87800889 www.fn-test.com



Immunohistochemistry of paraffin-embedded human liver using FNab01620(CFHR3 antibody) at dilution of 1:100



IP Result of anti-CFHR3 (IP:FNab01620, 4ug; Detection:FNab01620 1:300) with HepG2 cells lysate 2400ug.



A549 cells were subjected to SDS PAGE followed by western blot with FNab01620(CFHR3 antibody) at dilution of 1:2000

Wuhan Fine Biotech Co., Ltd.

B9 Bld, High-Tech Medical Devices Park, No. 818 GaoxinAve. East Lake High-Tech Development Zone. Wuhan, Hubei, China(430206)

Tel : (0086)027-87384275

Fax: (0086)027-87800889 www.fn-test.com